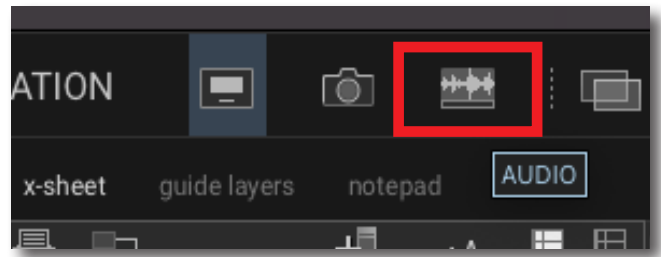




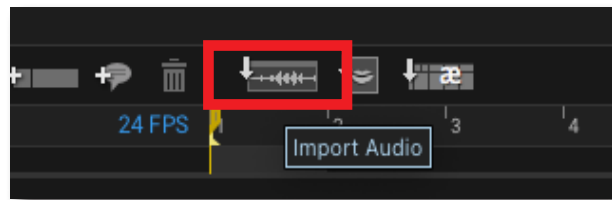
Timing in Dragonframe

Loading audio and timing animation to it.

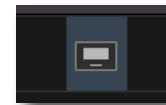
You can load audio directly in to Dragon by clicking the **Audio Workspace** icon in the upper right corner and selecting the “Audio” window.



Once the audio window is open locate the **Import Audio** button above the timeline and click it to select your audio file.



Once your audio file is loaded you can return to the animation window.

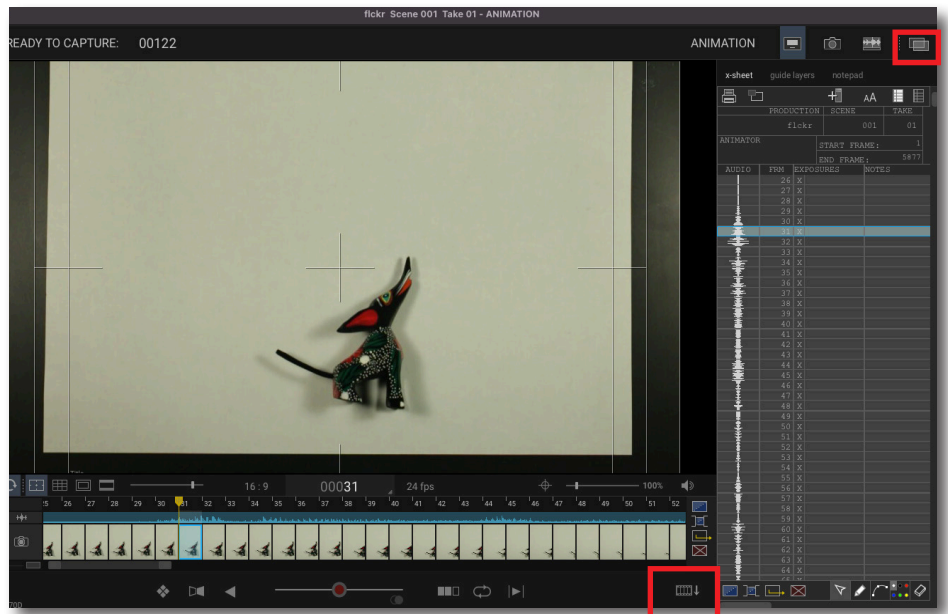


Now that your audio is loaded you can view the waveform both on the *timeline* and on the *X-sheet* on the right side of the dragon screen by clicking the buttons highlighted in red.

reveal Timeline button:



reveal X-Sheet button:



Now you can move freely through the timeline and make notations on the X sheet in the “NOTES” column located on the far right of your screen.